

CCM

ADDISON

2

# LETHBRIDGE HURRICANES



**CALEN  
ADDISON**  
**DEFENCE**

**2**

**SHOOTS:** RIGHT

**HEIGHT:** 5'10

**WEIGHT:** 180

**BIRTHDATE:** APRIL 11, 2000

**HOMETOWN:** BRANDON, MB

**DRAFT:**

NHL - PIT (2018) ROUND: 2 (#53)

WHL - LET (2015) ROUND: 1 (#2)

Addison is in his fourth year with the Hurricanes. The product of Brandon, MB helped Canada capture gold at the 2020 IIHF World Junior Championship in the Czech Republic, where he registered nine points in seven games.

The Minnesota Wild prospect also sits second in Hurricanes franchise scoring by a defenceman having surpassed the 200-point plateau during the 2019-2020 season.



**CALEN ADDISON**





## PENMANSHIP

**INSTRUCTIONS:** Trace the player's name two times for practice, then write it on your own on the blank lines.

2 CALEN ADDISON

2 CALEN ADDISON

---

---

---

**INSTRUCTIONS:** Trace the player's name two times for practice, then write it on your own on the blank lines.

2 Calen Addison

2 Calen Addison

---

---

---



# FUN FACTS: CALEN ADDISON

RECOMMENDED FOR GRADES 1-4

**INSTRUCTIONS:** Ask your child to answer the same question, or how they relate to it. Children should try to answer in a complete sentence, if possible have them write their answer in the thought bubble.

## Calen Addison's Answers:

What's your favourite colour?

**My favourite colour  
is blue.**

What's your favourite food?

**My favourite food  
is steak**

How old were you when you started hockey?

**I started skating at the  
age of 2**

What was your favourite subject in school?

**My favourite subject  
was math**

What's your favourite summer sport?

**My favourite summer sport  
is tennis**

## Your Answers:



# INTERVIEW QUESTIONS

RECOMMENDED FOR GRADES 5-7

**INSTRUCTIONS:** Write three or more questions.

For younger kids, it can just be a discussion you have with your child.

**If you interviewed Calen Addison, what would you ask him?**

---

---

---

## SENTENCE STRUCTURE SOLVERS

RECOMMENDED FOR ALL GRADES

**INSTRUCTIONS:** Fix the grammatical errors in the following sentences.

The last two may be too advanced for younger kids, but try if you'd like!

1. calen addison plays defence for the lethbridge hurricanes.
2. Before Calen can hit the ice he needs to remember all his equipment he needs his skates shin pads and socks pants shoulder pads elbow pads gloves and helmet
3. during his four seasons with the hurricanes calen has logged 52 53 52 and 51 penaltyminutes in each season respectively.
4. Over the past holiday season Calen plays for team canada at the World Junior Hockey Championships. When their he plays seven game get one goals with eight assist for nine point. calen played really good!



# MATH QUESTIONS

RECOMMENDED FOR GRADES 1-3

**INSTRUCTIONS:** Solve the math problems below. Show your work!

1. If Calen Addison has 5 pucks and gives 3 to Alex Cotton.  
How many pucks does Calen have left?
  
  
  
  
  
  
  
  
  
  
2. Calen has 20 hockey sticks to start the season. He broke 12 of them during the season.  
How many sticks does he have at the end of the season?
  
  
  
  
  
  
  
  
  
  
3. Calen played 12 games in October. He played just 4 games in December.  
How many total games did he play in October and December?
  
  
  
  
  
  
  
  
  
  
4. This season, Calen Addison has 10 goals. 4 of those goals were power play goals.  
How many non-power play goals did Calen score?
  
  
  
  
  
  
  
  
  
  
5. In the 2019 playoffs, Calen scored 2 goals and had 7 assists.  
How many total points did he have in the playoffs?



# MATH QUESTIONS

RECOMMENDED FOR GRADES 4-5

**INSTRUCTIONS:** Solve the math problems below. Show your work!

- 1. In a little over four years with the Hurricanes, Calen Addison has scored 0, 9, 11, 11 and 10 goals in each season, respectively.  
How many total goals does Calen have?**
- 2. In a little over four seasons with the Hurricanes, Calen Addison has logged 0, 33, 65, 65 and 52 points in each season, respectively.  
How many total points does Calen have?**
- 3. Calen Addison has averaged around 54 points in his four full seasons with the Lethbridge Hurricanes. If he played another full season with the team, how many total points would Calen have over those five seasons?**
- 4. In 2017-18, Calen scored as a rate of one goal every 6.2 games.  
However, Calen missed 5 games. If Calen had played those games would the probability of him scoring be impossible, possible, or certain?  
Explain your reasoning.**



# MATH QUESTIONS

RECOMMENDED FOR GRADES 6-7

**INSTRUCTIONS:** Solve the math problems below. Show your work!

1. In the 2018-2019 season, Calen had 65 points. Of the 65 points, 11 of them were goals.  
How many assists did Calen Addison have?
  
2. In his four full seasons with the Hurricanes, Calen has averaged 10.25 goals and 43.5 assists.  
How many points does Calen average?
  
3. For each goal that Calen Addison scored in 2016-17, how many assists does he log?  
Show your answer in the form of a ratio.
  
4. In his career, Calen Addison has had two fighting penalties, valued at five penalty minutes each, and 210 total penalty minutes. Solve the following equation to identify how many two-minute minor penalties Calen Addison has taken.  
$$2(5) + M(2) = 210$$
  
5. In 2019-20 Calen Addison played 50 games, scoring 10 goals and 42 assists.  
What is the probability that he scores one goal and one assist in the same game?  
Show your answer in the form of a decimal and a percentage.



# ADDISON ADDITION

RECOMMENDED FOR GRADES 3-5

**INSTRUCTIONS:** Add Addison's goals and assists together to find out his points each season.  
Show your work!

	SEASON TOTALS					
	2015-2016	2016-2017	2017-2018	2018-2019	2019-2020	
	GOALS	0	9	11	11	10
	ASSISTS	0	24	54	54	42
	TOTAL					

**INSTRUCTIONS:** Add Addison's goals and assists together to find out his points each season.  
Show your work!

CAREER TOTALS				
	GAMES	GOALS	ASSISTS	POINTS
2016	4	0	0	
2017	63	9	24	
2018	68	11	54	
2019	67	11	54	
2020	50	10	42	
TOTAL				



## FLASH CARDS

RECOMMENDED FOR GRADES 1-3

**INSTRUCTIONS:** For additional math problems and for younger children, print our own Hurricanes Flash Cards from [www.lethbridgehurricanes.com](http://www.lethbridgehurricanes.com) and come up with your own equations that fall in your child's learning objectives.

We encourage parents to stick with the theme of Calen Addison and use Calen's jersey number in all equations you come up with. This is a suggested additional activity for younger children as the graph and percentage question may be too advanced for children under Grade 4.

**Examples:**

$$6 + 2 = 8$$

or

$$\text{Prefontaine} + \text{Addison} = \text{Okuliar}$$

$$9 - 2 = 7$$

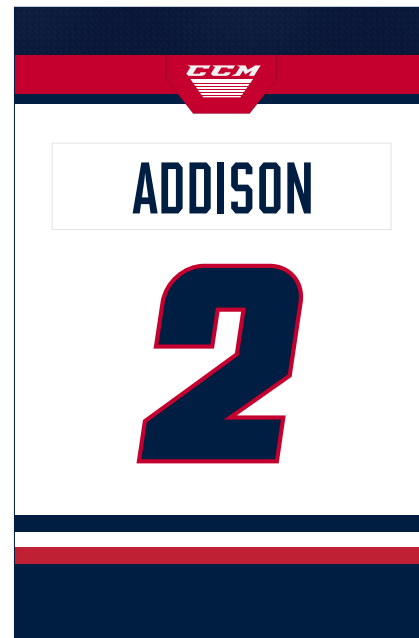
or

$$\text{Hall} - \text{Addison} = \text{Arntsen}$$

$$19 - 17 = 2$$

or

$$\text{Boyko} - \text{Jones} = \text{Addison}$$








# GRAPHING

RECOMMENDED FOR GRADES 4-7

## CALEN ADDISON'S CAREER STATS

Year	GP	G	A	Pts	+/-	PIM	PPG	SOG	GWG	Pts/G
19-20	50	10	42	52	7	51	4	133	2	1.04
18-19	67	11	54	65	2	52	2	163	0	0.97
17-18	68	11	54	65	-18	53	2	193	0	0.96
16-17	63	9	24	33	6	52	2	0	0	0.52
15-16	4	0	0	0	3	2	0	3	0	0.00
Total	252	41	174	215	0	210	10	491	2	0.85

**INSTRUCTIONS:** Refer to the stats chart for the following questions.



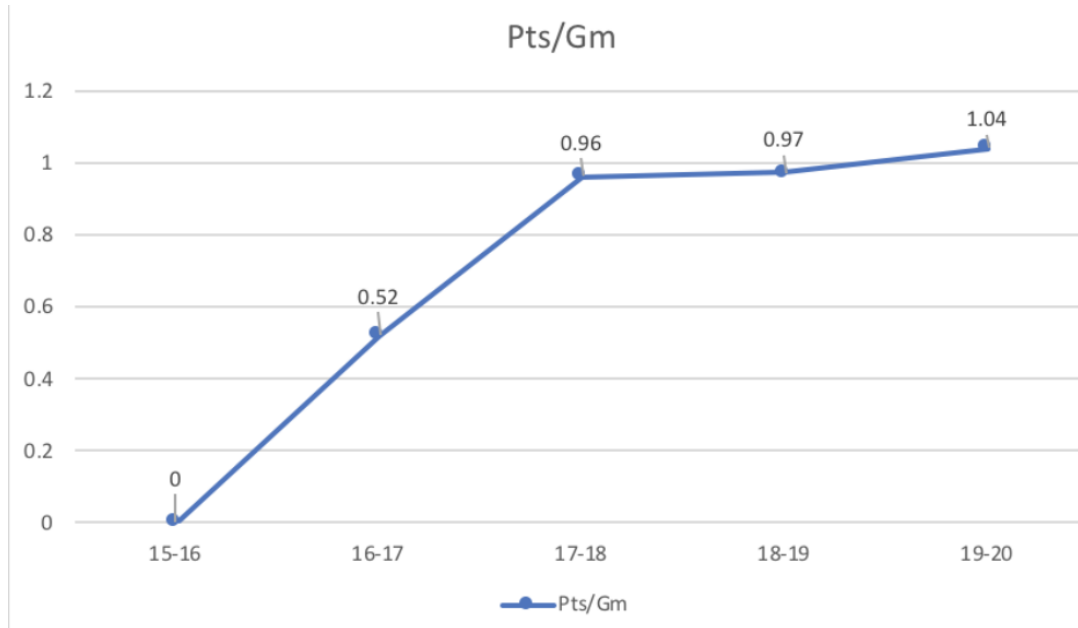
1. Consider the chart above. On the graph provided, chart Addison's yearly goal totals from the 16-17 season through the 19-20 season.
  - a. Which graph is best suited for this question and why?
  - b. Draw the graph in the space provided
  - c. In which year(s) did Calen score the most goals?



## GRAPHING CONTINUED

RECOMMENDED FOR GRADES 4-7

2. Consider the graph below when answering the following 3 questions




- Which season did Calen log the highest points-per-game average?
- Which season did Calen log the lowest points-per-game average?
- What is the difference between Calen's 16-17 and 19-20 points-per-game average?  
Show your work.



## GRAPHING CONTINUED

RECOMMENDED FOR GRADES 4-7

3. Refer to the above statistics table. In the chart space provided, draw a bar graph to represent Addison's career goals, assists, points, and penalty minutes.



- a. What y-axis interval spacing best utilizes as much space that the graph provides?
- b. How many more assists than goals does Calen have? Show your work.



## PRACTICING PERCENTAGES

RECOMMENDED FOR GRADES 6-7

**INSTRUCTIONS:** Refer to Calen Addison's stats chart for the following questions.

1. In 2017-18, Calen scored 11 goals on 193 shots. In 2018-2019 Calen scored 11 goals on 163 shots. In which year did he have a better shooting percentage (goals/shots), and by how many percentage points?
2. Addison has scored 215 career WHL points, 41 of those points are goals. What percentage of Calen's career points are goals?
3. In his four full seasons with the Hurricanes, Addison played 248 games. During that time the team played a total of 275 games. What percentage of games did Addison play in?
4. In 2018-19 Calen helped on 65 goals. That same year, the Hurricanes as a team scored 244 goals. What percentage of goals did Calen help on?



## WORD SEARCH

Y Y J L V D U A U N K U Q F M M H N Y M  
N C L G N F E O B L A Q G Q A U O A P Q  
B R A N D O N F I O E J O X R B N I G P  
C S T I V M C N E P T F Z R X U S D I P  
Y B F K G B L B N N S I I B L J Z A T J  
X S M M W D R X Z S C C N L L A Y N T Q  
A T O S E N N I M L A E I A U L H A N Z  
S B T Z W T N H Y N I V H H M J O C O P  
L N Z P E O Z K E E P R G A H U T S V Q  
A U K N S R P S H P K G P L D U S P F I  
W U N I Z T H M S I F W H A G B E B C G  
P I D B P R W C P T S Z B C O Y B X U H  
S D M A T H H O F T D M O O V H R V G O  
A N E L A C Q C I S T L Z E I V R R E C  
H P G P Y F C E E B C G P C G G R X X K  
I O G D E R U C Z U J Y F M V B P M Q E  
J O E B T L T R R R W P R D N A R Q K Y  
C I G D B L X Y I G N D E C E K Q U S A  
L Z X R C M K L E H A K V F V O Y L P A  
H H T A M S T F H E A X B L Q Z G Z U H

ADDISON  
APRIL  
BLUE  
BRANDON  
CALEN

CANADIAN  
DEFENCE  
HOCKEY  
HURRICANES  
MANITOBA  
MATH

MINNESOTA  
PITTSBURGH  
STEAK  
TENNIS  
TWO



# ANSWER KEY

## MATH QUESTIONS

### PAGE 6 RECOMMENDED FOR GRADES 1-3

1. 2
  2. 8
  3. 16
  4. 6
  5. 9
- 

### PAGE 6 RECOMMENDED FOR GRADES 4-5

1. 41
  2. 215
  3. 270
  4. POSSIBLE, BECAUSE THE NUMBER OF GAMES IS BETWEEN 0 AND 6.2 GAMES
- 

### PAGE 8 RECOMMENDED FOR GRADES 6-7

1. 54
2. 53.75
3. 9, 24  $\rightarrow$  1, x  
 $24/9 = 2.66$   
1 : 2.66
4.  $2(5) + M(2) = 210$   
 $10 + M(2) = 210$   
 $-10 \quad -10$   
 $M(2) = 200$   
 $\quad \quad 2$   
 $M = 100$
5.  $(10/50) \times (42/50)$   
 $(0.20) \times (0.84)$   
0.168 or 16.8%



## ANSWER KEY

### GRAPHING

#### PAGE 11

##### RECOMMENDED FOR GRADES 4-7

- 1 a. **Line**, because it follows one statistic over a period of time
  - 1 c. **17-18 & 18-19**
- 

#### PAGE 12

##### RECOMMENDED FOR GRADES 4-7

- 2 a. **19-20**
  - 2 b. **15-16**
  - 2 c.  **$1.04 - 0.52 = 0.52$**
- 

#### PAGE 13

##### RECOMMENDED FOR GRADES 4-7

- 3 a. **No less than 12s, no more than 15s**
  - 3 b.  **$174 - 41 = 133$**
- 

### PERCENTAGES

#### PAGE 14

##### RECOMMENDED FOR GRADES 4-7

- 1.  **$17-18 \rightarrow 11/193 = 0.057$  or **5.7%****  
 **$18-19 \rightarrow 11/163 = 0.067$  or **6.7%****  
 **$6.7 - 5.7 = 1$**   
**18-19 was better by 1%**
- 2.  **$41/215 = 0.191$  or **19.1%****
- 3.  **$248/275 = 0.902$  or **90.2%****
- 4.  **$65/244 = 0.266$  or **26.6%****