



NHL Scout Information for The Spokane Veterans Memorial Arena

Address

700 W. Mallon

Spokane, WA 99201

Directions Hours & Directions (<http://www.spokanearena.com/directions.php>)

Parking

- NHL personnel can park for free in the service parking lot located at the West end of the Arena off Mallon Street.

Entry

- NHL personnel will enter the Spokane Arena through the 24 hour security. This entrance is marked "Security" and located in the northwest corner of the Arena service parking lot. Scouts will not be able to enter the building until 30 minutes before game time.

Daily Survey

- Included with this email is a PDF titled "NHL Scout Protocol (U.S. Division)". You will need to print out page 3 of the PDF titled "APPENDIX B - Daily Survey", fill it out, and present it upon entry.

Upon Entry

- At the 24 hour security entrance you will be checked in, turn in your daily survey and show accreditation that has been issued by your team (last season's scout pass or a business card is acceptable).
You will then enter the Arena and have your temperature taken with a touchless thermometer.
- After you are cleared, there will be a Chiefs representative present to answer any questions, show you the restrooms and direct you to the seating area.
- You will enter the seating area on the ice level after you have been checked in. Seating will be restricted to sections 106, 107, 108 and 109. We ask that you socially distance in the seating sections from other NHL personnel.
- **Please do not sit in any other area as defined above.** The Washington State Department of Health is using the Spokane Arena as a vaccination center location Monday through Saturday from 9am-7pm.
- After the game ends, we ask that you exit in a timely manner the same way you came in.

Masks

- A mask must be worn at all times while in The Spokane Arena.

Social Distancing

- We ask that NHL personnel social distance while in the building and stay in their seat as much as possible.



Lineups and Scratches

- The Chiefs will not be passing out paper or distributing media packets. Lineups, Scratches and Rosters for each team will be published on this page on our website <https://spokanechiefs.com/scouts>. The Rosters will be PDFs or Excel files that we encourage you to print and bring with you. We will also post the Lineups and Scratches for both teams on Twitter at [@spokanechiefs](https://twitter.com/spokanechiefs).

WiFi

- Network Name: **ArenaWiFi by Toyota**
Password: **no password required**

Food and Beverage

- The team will not be providing food or beverages games. The concession stands will not be open.

Restrooms

- Restrooms will be located in the area you entered the building. A Chiefs' representative will be on hand to show or direct you to the location of the restrooms once you are in the building.

Number of Personnel

- NHL Organizations are allowed a Maximum of 2 Scouts or Hockey Operations personnel at each Chiefs game this season. NHL personnel must register 24 hours in advance for future games they would like to attend. Use this Google Form to register <https://spokanechiefs.com/facilityentry>

Vaccination Location

- Spokane Veterans Memorial Arena is being used as a vaccination location. The concourse of the building is off limits. We ask that you respect all signs and areas that have been designated for vaccinations by not entering those areas. There are several areas back-of-house that are also being used by Public Health.

Chiefs Contact

- If you have questions contact Mark Miles with the Chiefs at 509-981-2854.


LINCOLN ↑

EVENT LEVEL MAP

SCOUT ACCESS

STAIRS TO CONCOURSE

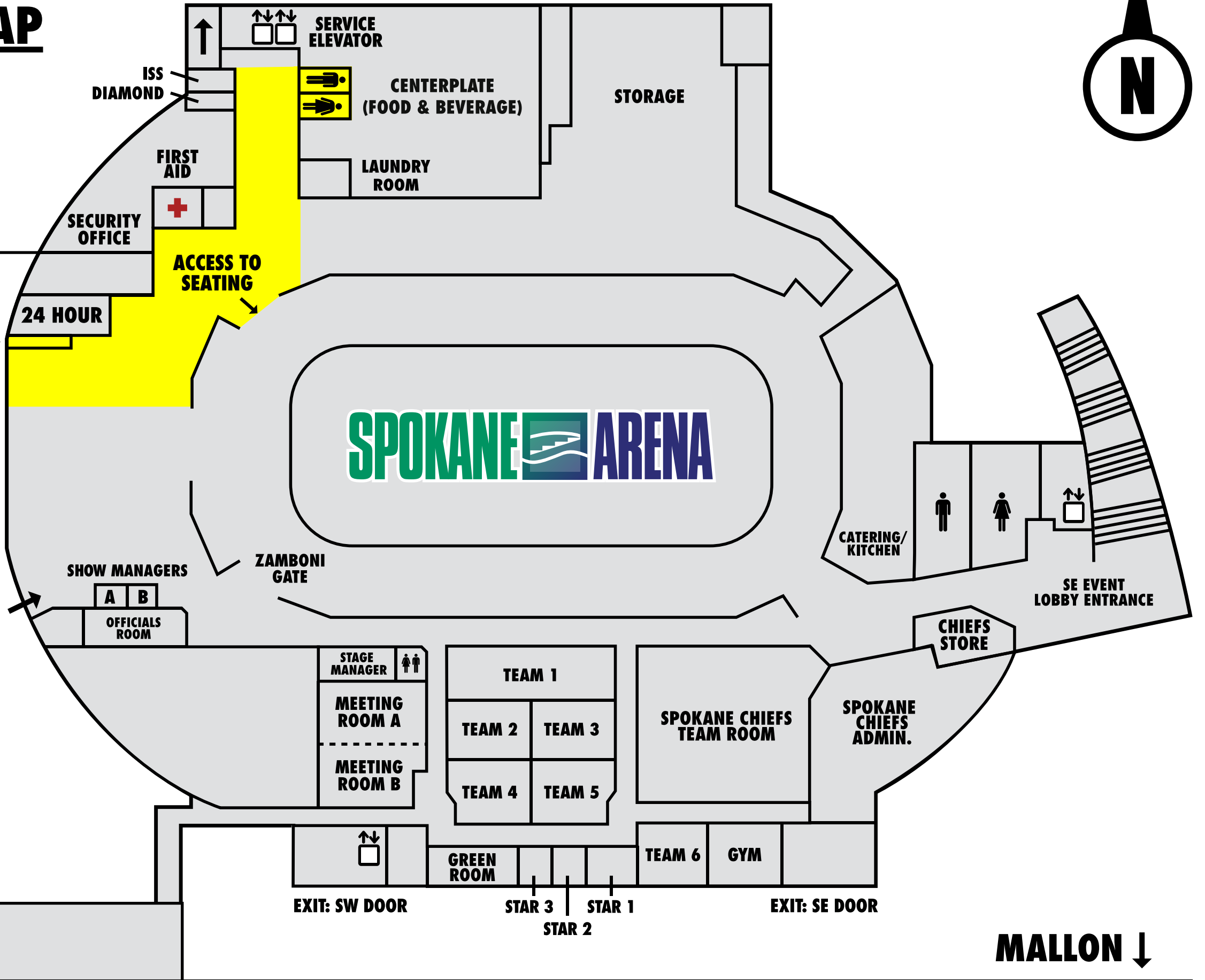
EXIT



SERVICE LOT PARKING

SCOUT ENTRY/EXIT

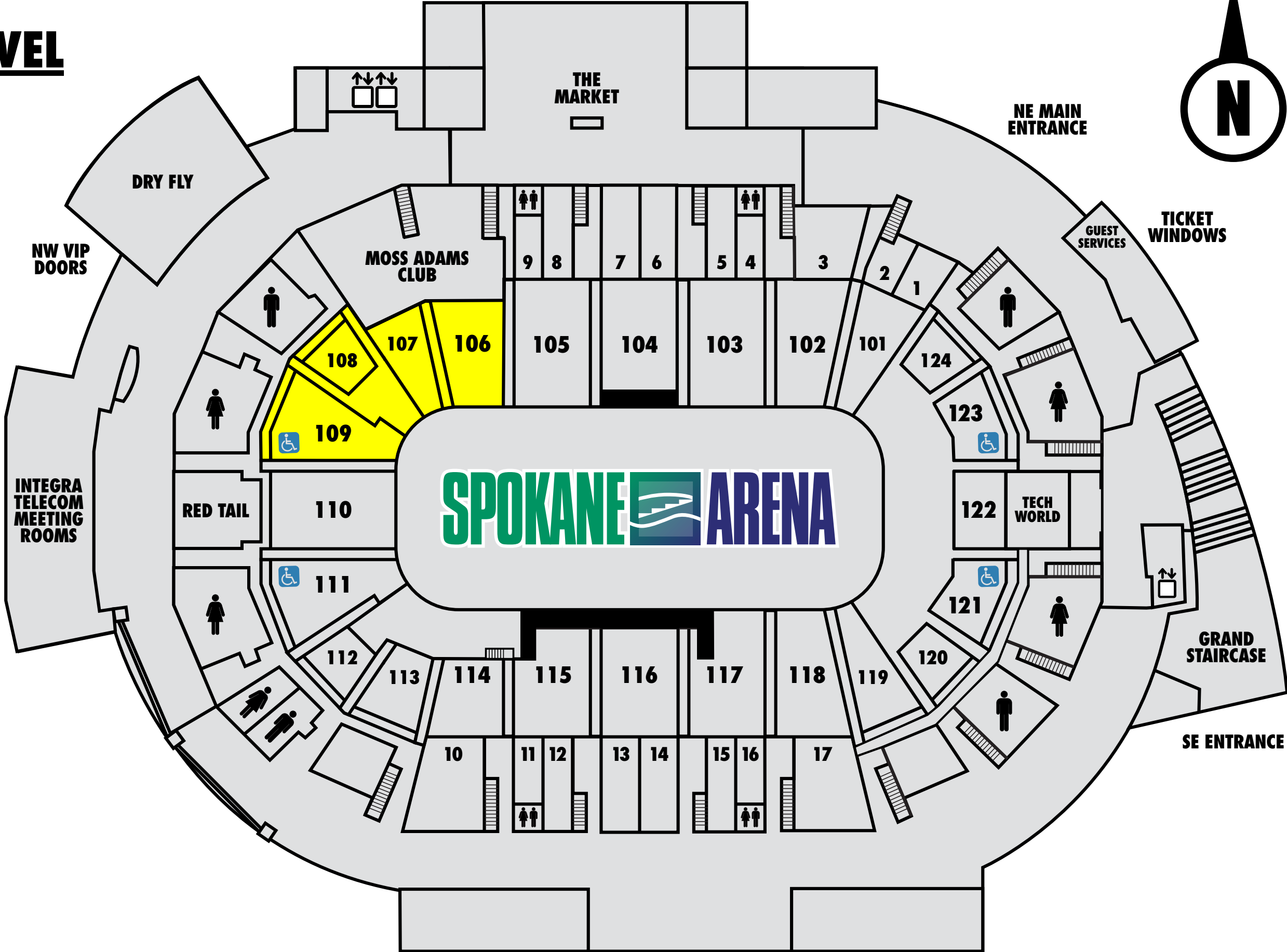

HOCKEY STAFF ENTRY/EXIT



MALLON ↓

CONCOURSE LEVEL

 **SCOUT ACCESS**



NHL SCOUT PROTOCOL FOR GAMES IN U.S. DIVISION ONLY

All terms and conditions are subject to change at any time.

1. Each NHL Club is entitled to a maximum of two (2) total scout entry accreditations per WHL game played in **Everett, Portland, Seattle, Spokane, and Tri-Cities**. This number cannot be exceeded, and the accreditations are non-transferable. NHL Scouts and Team Management must provide a scout pass or accreditation for entry into the arena.
2. Masks are mandatory at all times in WHL arenas.
3. Scouts must enter the arena through a designated door and will be provided with designated seating allowing for physical distancing.
4. Scouts must stay in their designated seat during their entire time in the arena, except to use the washroom. There will be no socializing, gathering, or physical interaction permitted with any other scouts or individuals within the building at any time.
5. All Scouts are expected to comply with all Public Health Orders, Facility instructions and WHL Return to Play Protocol at all times.
6. Scouts are required to complete an electronic WHL Facility Entry Registration Form (team access links are on page 2 of this document) via Google Forms at least 24 hours prior to the start time to register to attend a WHL game. A representative from the WHL Club will contact the NHL scout directly within the 24-hour window to confirm their attendance to the game (Appendix A - Link to Registration Form for each team).
7. In addition to completing the WHL Facility Entry Registration Form, all scouts must complete the 'Appendix B - Daily Survey' (on page 3 of this document). Scouts will be denied access if presenting any symptoms of COVID-19. The form must be completed the day of the game and submitted upon entry to the facility to a member of the Home Club's staff. Touchless temperature checks will be taken upon entry into the arena.
8. For line-ups, scouts can access all relevant information through the Club's public social media feed or digital platform prior to each game.
9. For Club rosters and player stats information, please visit [WHL.ca/Scout-Information](https://www.whl.ca/Scout-Information), where all rosters can be accessed, downloaded and printed prior to entering a WHL Arena.
10. Full game line-ups will be populated to a social media feed or digital platform a minimum of 20 minutes prior to puck drop.
11. Scouts are not permitted to arrive at the WHL arena prior to 30 minutes before the start time and must vacate the facility prior to or immediately upon conclusion of the game.

APPENDIX A—WHL Facility Entry Registration Forms

EVERETT: <https://forms.gle/xyjDqYrMiydXbS28>

PORTLAND: <http://pdxhwk.us/Scouts2021>

SEATTLE: <https://forms.gle/c5aePLnfBcMKFmEQ9>

SPOKANE: <https://spokanechiefs.com/facilityentry>

TRI-CITIES: <https://forms.gle/VUAWqpFXaEXRQ81K7>

APPENDIX B - Daily Survey (Must be printed, completed, and submitted upon arrival)**General Information**

Name: _____ Cell Number: _____

NHL Team and Title: _____

Touchless temperature checks will be taken upon entry into the arena.**Symptoms**

If you have one or more of the following symptoms, please do not go to the game.

SYMPTOMS	YES	NO
Fever		
Cough (new or worsening)		
Unusual Shortness of Breath		
Nasal or Sinus Congestion		
Runny Nose		
Sore Throat		
Pain or Difficulty Swallowing		
Earache		
Headache (new)		
Diarrhea		
Nausea and/or vomiting		
Loss of Appetite		
Loss of Taste or Smell		
Important and Unusual Fatigue		
Red or Purplish Decolouration of Fingers or Toes		
Rash		

Were you in contact with someone recently showing one or more of the symptoms listed above? (circle answer)

Yes No

Have you or someone sharing your household come into contact with anyone who has tested positive for COVID-19 or is waiting for test results? (circle answer)

Yes No

NOTE: Answers to this questionnaire are confidential and will be treated in accordance with appropriate professional ethics. The information will be kept on file in case contact tracing is required.

I declare that all the above information is true and that I have completed the questionnaire to the best of my knowledge.

Signature: _____

Date: _____